

8

7

6

5

4

3

2

1

DWG NO. TBXXXXXXXX

SH 1

REV. -

REV STATUS OF SHEETS						REVISIONS				
6	5	4	3	2	1	ZONE	LTR	DESCRIPTION	DATE	APPROVED

NOTES: UNLESS OTHERWISE SPECIFIED

1. INTERPRET DRAWING IAW ASME Y14.100.
2. WORKMANSHIP PER MIL-HDBK-454, GUIDELINE 9.
3. PARTIAL REFERENCE DESIGNATIONS ARE SHOWN. FOR COMPLETE DESIGNATIONS, PREFIX WITH NEXT HIGHER UNIT ASSEMBLY OR SUBASSEMBLY DESIGNATION.
4. FOR CABLE ASSY TAG MARKING SEE CABLE KIT DRAWING TBXXXXXXXX

HIGHEST WIRE NUMBER USED
A-WXXX
B-WXXX
F-WXXX

DRAFT

TYPE DOCUMENT	IDENT. NO.	DESCRIPTION

DWG. SIZE	NEXT ASSY.	USED ON	APPLICATION
D	TBXXXXXXXX	DLTBXXXXXXXX	

TURN REQ	PWB NO.	DWG SIZE	CODE IDENT	PART NO. OR IDENTIFYING NO.	NOMENCLATURE OR DESCRIPTION	SPECIFICATIONS	NOTES
UNLESS OTHERWISE SPECIFIED				PARTS LIST			
DIMENSIONS ARE IN INCHES:				DRAWN BY: _____ DATE: _____			
TOLERANCES ON:				CHECKED BY: _____			
FRACTIONS ±		TWO PLACE DECIMALS ±		CONTRACTOR CERTIFICATION: _____			
ANGLES ±		THREE PLACE DECIMALS ±		DESIGN APPROVAL: _____			
REMOVE ALL BURRS AND SHARP EDGES. DIMENSIONS AND TOLERANCES SHALL BE HELD AFTER PLATING. MACHINE SURFACES TO BE √ RMS.				MATERIAL: _____			
				DOCUMENTATION APPROVAL: _____			
				SIZE D		CAGE CODE	
				DWG NO. TBXXXXXXXX		REV. -	
				SCALE NONE		SHEET 1 of 6	

TechniSYS
 65 COOPER STREET
 WOODBURY, NJ 08096
 www.tsys-inc.com

INTCON DIAGRAM

8

7

6

5

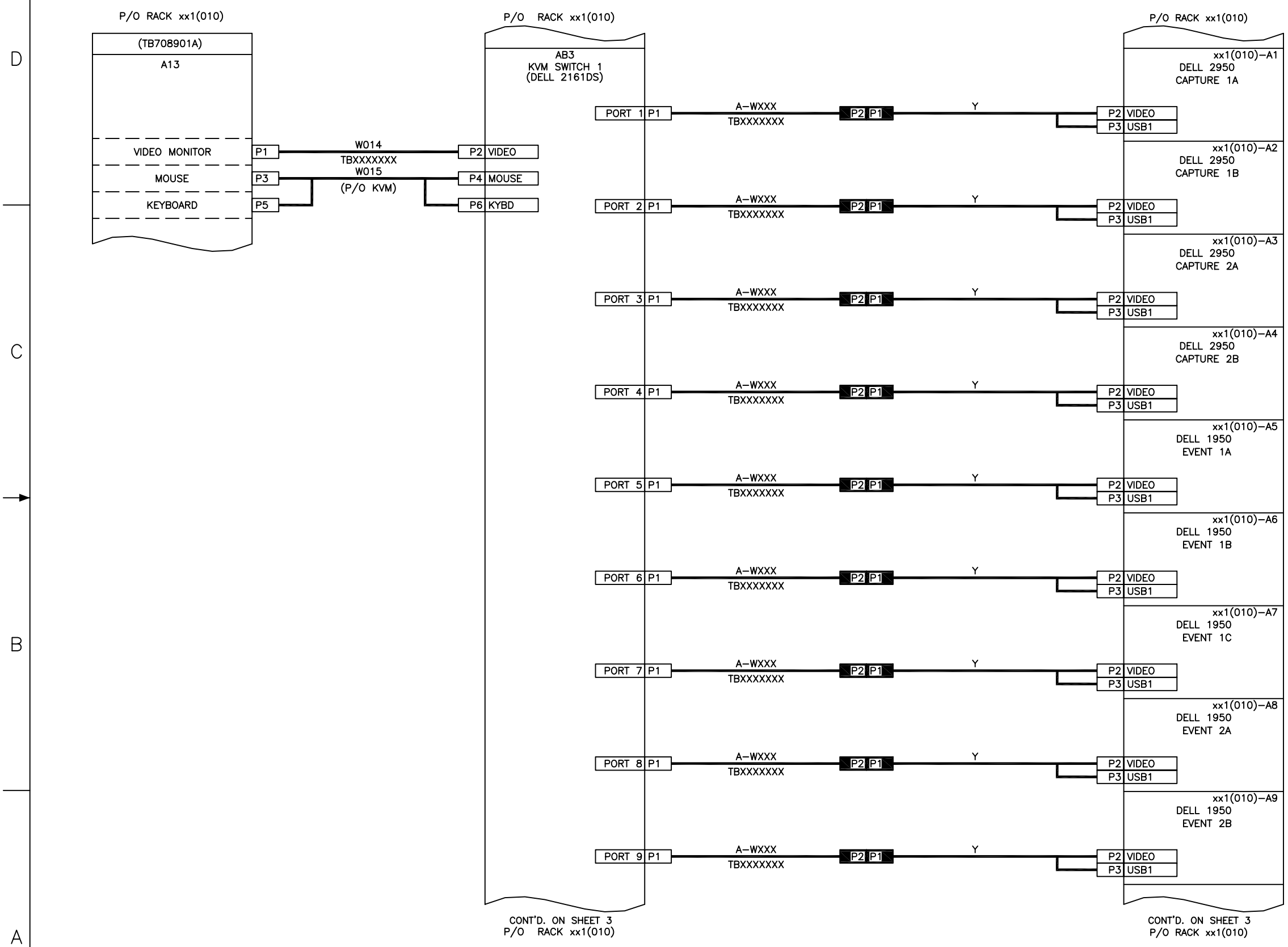
4

3

2

1

REVISIONS				
ZONE	LTR	DESCRIPTION	DATE	APPROVED



CONT'D. ON SHEET 3
P/O RACK xx1(010)

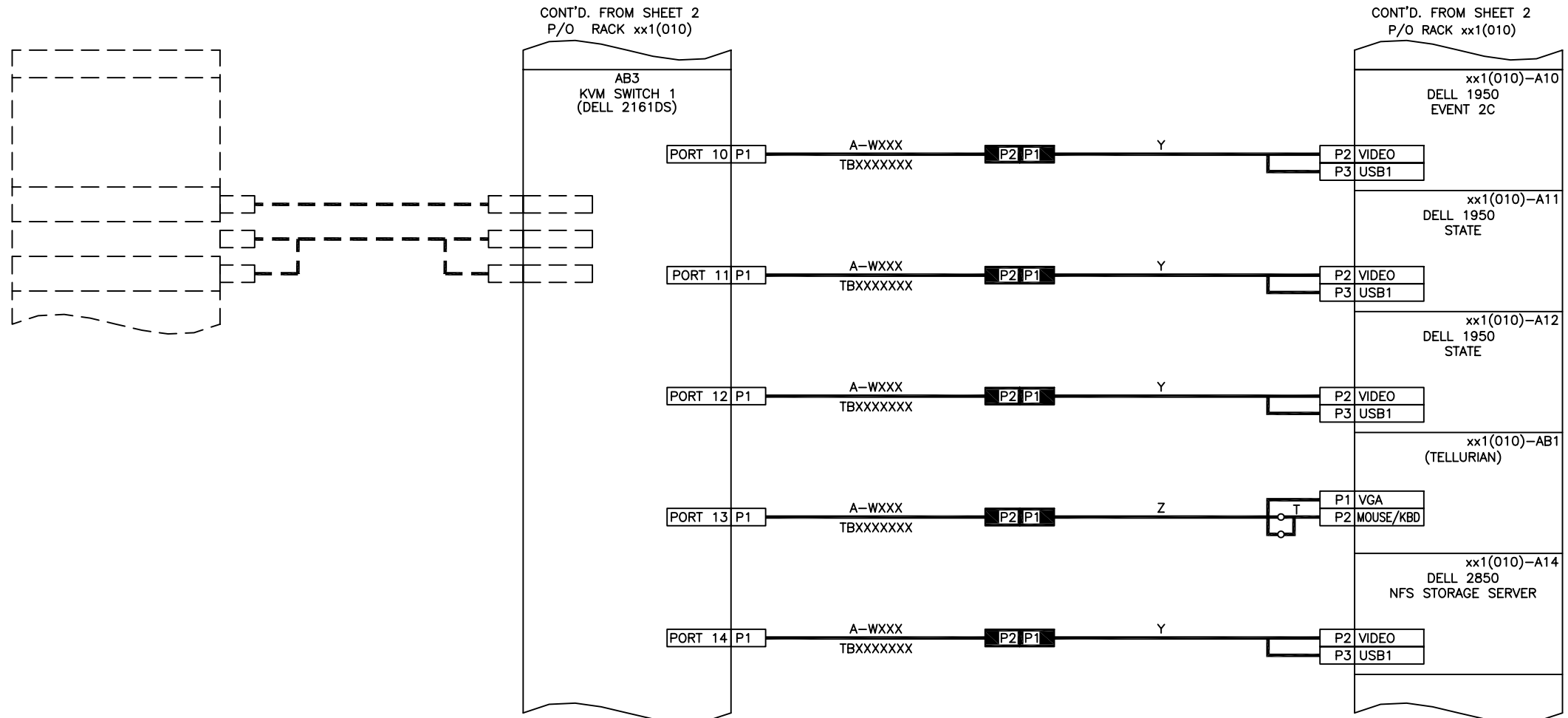
CONT'D. ON SHEET 3
P/O RACK xx1(010)

RACK xx1(010) KVM SWITCH CONNECTIONS

NOTE:
A = CAT 5e CABLE
T = ADAPTER, PIGTAIL PS/2
Y = DELL USB SERVER INTERFACE POD
Z = DELL PS2 SERVER INTERFACE POD

DRAFT

REVISIONS				
ZONE	LTR	DESCRIPTION	DATE	APPROVED

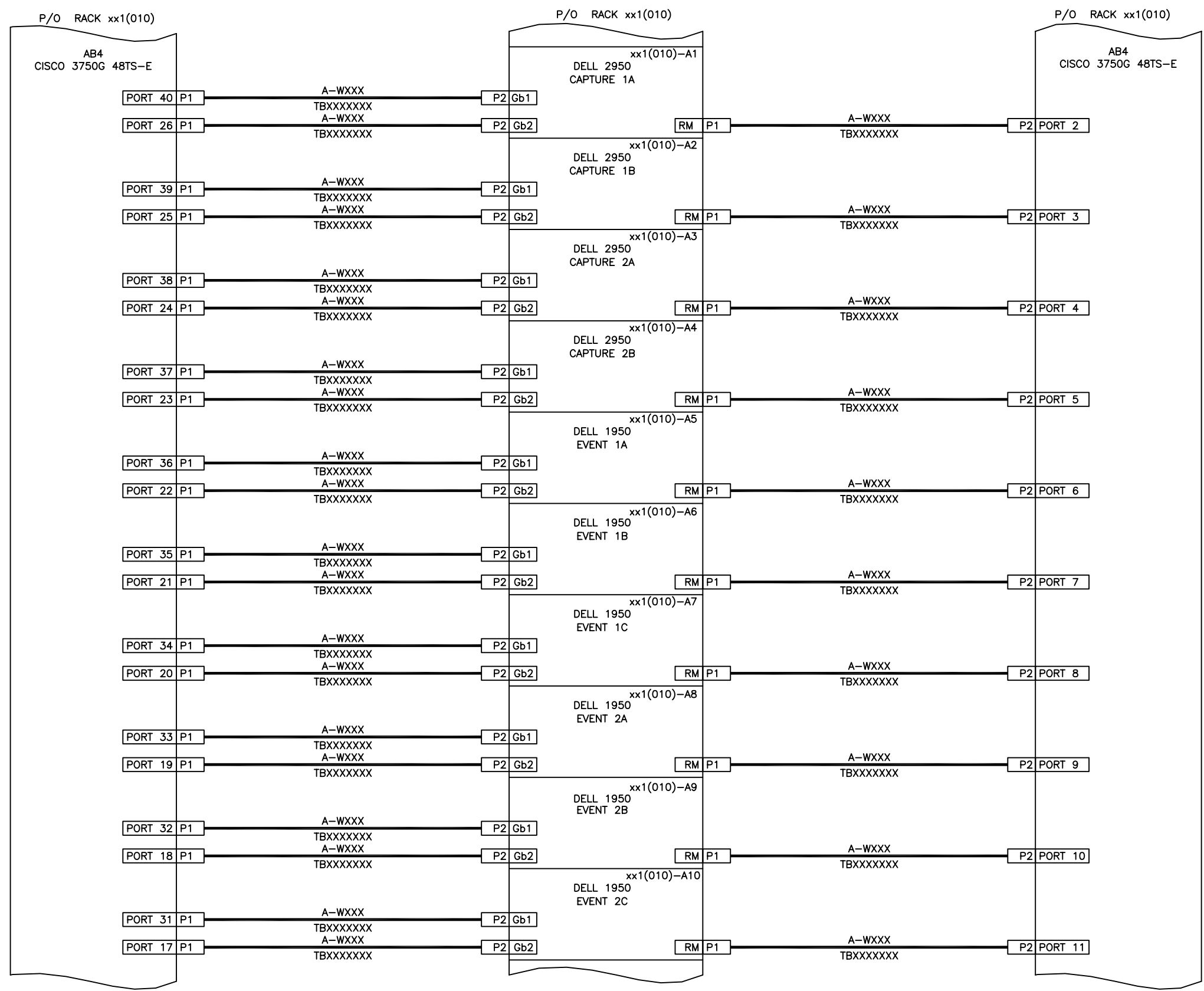


RACK xx1(010) KVM SWITCH CONNECTIONS

NOTE:
 A = CAT 5e CABLE
 T = ADAPTER, PIGTAIL PS/2
 Y = DELL USB SERVER INTERFACE POD
 Z = DELL PS2 SERVER INTERFACE POD

DRAFT

REVISIONS		DATE	APPROVED
ZONE	LTR		



RACK xx1(010) NETWORK CONNECTIONS
(CONTINUED ON SHEET 5)

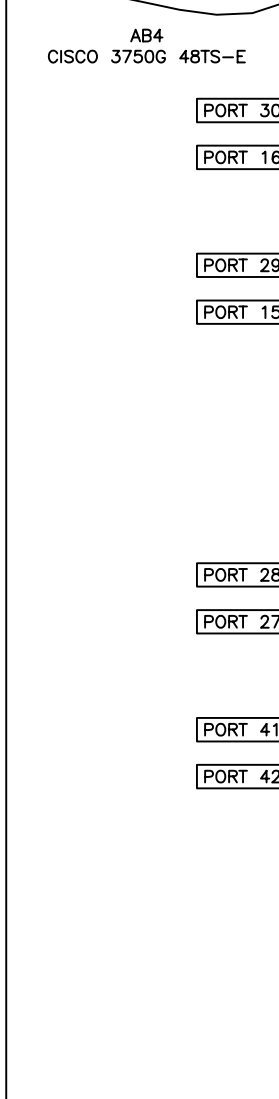
NOTE:
A = CAT 5e CABLE

DRAFT

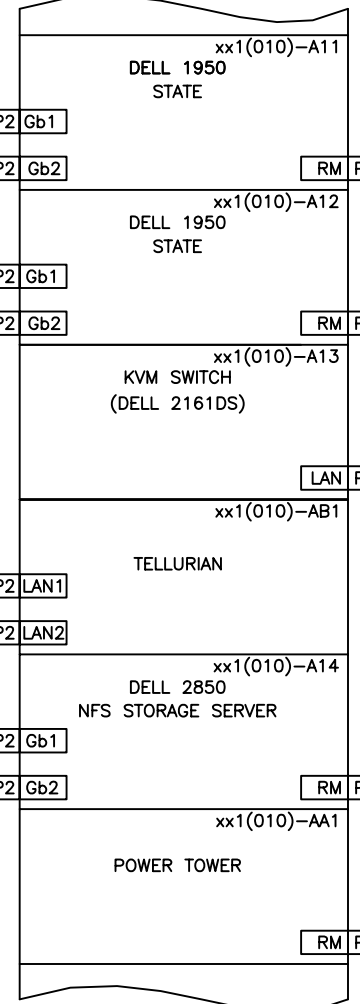
SIZE	CAGE CODE	DWG NO.	REV.
D		TBXXXXXXX	1
SCALE	NONE	SHEET	4

REVISIONS			
ZONE	LTR	DESCRIPTION	DATE


CONT'D. FROM SHEET 4
P/O RACK xx1(010)



CONT'D. FROM SHEET 4
P/O RACK xx1(010)



CONT'D. FROM SHEET 4
P/O RACK xx1(010)

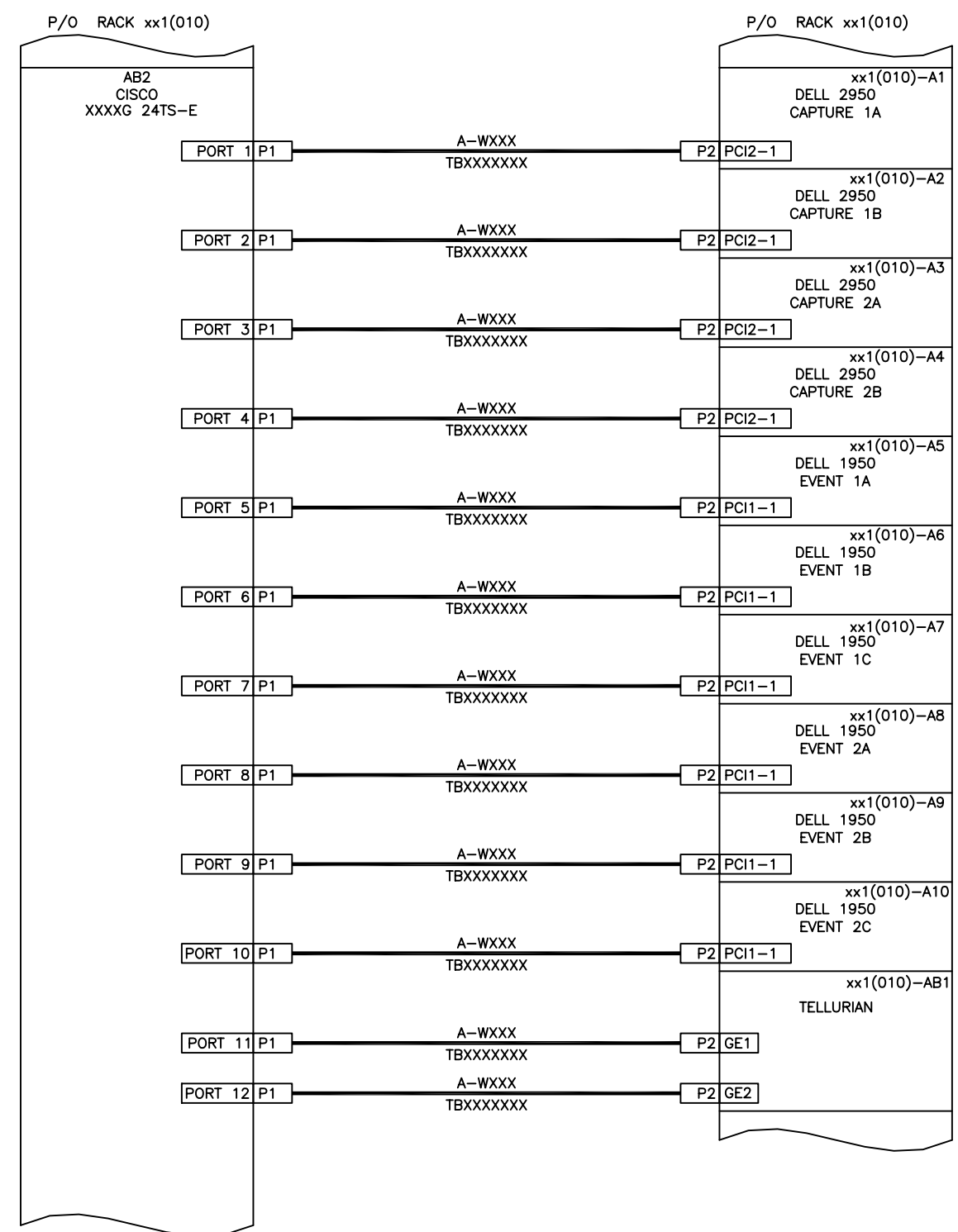


RACK xx1(010) NETWORK CONNECTIONS
(CONTINUED FROM SHEET 4)

NOTE:
A = CAT 5e CABLE

DRAFT

REVISIONS				
ZONE	LTR	DESCRIPTION	DATE	APPROVED



RACK xx1(010) DATA CABLES from "MDC CORE"
CISCO XXXX to ENDACE CARDS/TELLURIAN

NOTE:
A = CAT 5e CABLE

DRAFT